

SUMRY

广东三瑞电源有限公司

GUANGDONG SUNRAYPOWERCO.,LTD

GUANGDONG SUNRAY POWER CO.,LTD

+86 13923423419

www.gd-sumry.com

sumry@gdsunray.com

OFFICE:30/F, Block B, Building 1, Lefu Plaza, No.481 Guangming Avenue, Dongkeng Community, Fenghuang Street, Guangming District, Shenzhen

FACTORY:No. 5 Jiayu Road, Dongxing Area, Dongjiang Science and Technology Park, Zhongkai High tech Zone, Huizhou

Company website

VERSION:V20260914



HuiZhou Industrial Park
Huizhou plant area(61000M^2)



R&D and sales center

ABOUT US

COMPANY PROFILE

Guangdong Sunray Power Co., Ltd. is a national high-tech enterprise specializing in the research, design, production, sales, and service of photovoltaic and energy storage products. Its subsidiary brands include Shenzhen Sunray and Shenzhen Next power.Head quartered in Huizhou , the company's factory covers an area of61,000 square meters.It has a 2000 square meter research and development center and sales center base in Shenzhen. With over 1,000 employees, its marketing and service network spans across more than 100 countries and regions worldwide.

Guangdong Sunray has a comprehensive research and quality assurance system, with main products including photovoltaic inverters, lithium batteries, uninterruptible power supplies, photovoltaic controllers, and photovoltaic energy storage inverters. These products are widely used in national defense, scientific research, communications, transportation new energy, and other fields. The products have obtained CE, VDE, SGS safety certifications.IS09001 quality management system certification, as well as multiple invention patents,.appearance design patents, utility model patents, and computer software copyrights.

In the Low-CarbonAge, Guangdong Sunray will continue to innovate in photovoltaic and energy storage technologies, providing products and solutions to customers.

Industry Experience
20+ yers

Patents
800+ sum

Team Members
1000+ people

Installation Case
100+ countries or regions

Corporate Mission

Committed to become a global leading supplier of energy equipment and system solutions

Corporate Vision

Pursue the material and spiritual happiness of all partners

Core Values

University, effort, modesty, introspection, gratitude, altruism, optimism, innovation

Enterprise Spirit

Swift and resolute, truly practical and diligent

QUALIFICATIONS >>>>>









COMPANY HISTORY >>>>>

Company History

2004 - 2005

In 2004.
Shenzhen Qingneng Electronics Co., Ltd. was established

In 2005.
the company completed the team building and started product development

2007 - 2011

In 2007.
it became afamous UPS supplier athome and abroad

In 2008.
Shenzhen Sunray Power Co.,Ltd.was established

In 2009.
off grid inver terand grid connected inverter were launched

In 2010.
solar inverter and parallel off grid integrated inverter were launched

In 2011.
TUV certification was obtained

2012 - 2016

In 2012.
the companyentered the self built plantand began to enter the photovoltaic inverterindustry

In 2014.
obtained the EU CE certification and VDE certification

In 2015.
Pakistan factory was responsible for the localization operation service of the company'sproducts,and the company established its first overseas project; the company established four foreign trade platforms of Ali international station

In 2017.
obtained the EU CE certification and VDE certification

2017 - 2019

In 2017.
Shenzhen Next Power Technology Co.,Ltd was established.Three people formed a R&D team.

In 2018.
We obtained patent certificate of appearance Design for Energy storage solar inverters.VICTOR XM series and VICTOR NM I series came out.

In 2018.
In 2018, the company's performance exceeded 100 million yuan for the first time, and the business market was divided into global regions

In 2019.
obtained IS09001 quality management system certification

In 2019.
Island detection control software V1.0for NEXT POWER PV 500E on grid solar system.PV 500V off grid MPPT charger controller software for solar inverters.Solar inverter software V1.0 that can support mutiple monitoring methods such asWIF/GPRS/RS232/USB

2020 - 2021

In 2020.
Certificate of high-tech enterprise Is09001 quality management system certification
Control software 1 .0 for 1-10KW off grid solar inverters
Victor NM Series 3.2KW off grid solar inverters came out
Employees up to 20 members

In 2021.
Patent certificate of appearance Design for off grid solar inverters Software (Android version)V1.0 for Fronus SolarCE certification for Victor NM series, Victor NM-IV Plus series Victor NM II PLUS series and Victor NM II series, 3.5kW and5.5KW off grid solar inverters.Strategic Cooperation with Fronus, the 1st overseas projectThe1st production line was established Turnover 30 millionUSD

2022 - 2023

In 2022.
Victor NM Series,1.5KW/1.6KW/2.4KW/3KW off grid solar inverters.Victor NM-IV PLUS Series and Victor NM-PRO Series.3.6KW.4.2KW and 6.2KW hybrid solar inverters.CE for Victor NM MAX, Victor NML.4 production lines150 employees.Turnover 75 million USD

In 2022.
Sales performance reached 1 billion yuan

In 2023.
Victor NML Series, 1.6kW,3.0KW off grid solar inverters Victor ECO Series,3.6kW,6.2kW hybrid solar inverters Victor MAX Series ,7.2KW/8.2KW/10.2KW hybrid solar inverters.CE for Victor NM ECO Strategic cooperation with Fronus 6 production lines 300 employees Estimated turnover 1 billion USD

2024

In 2024.
Shenzhen Sunray Power and Shenzhen Next Power Technology merged to form Guangdong Sunray

FACTORY >>>>>









CAREFULLY CRAFTED

ABUNDANT INVENTORY









EXQUISITE WORKMANSHIP





CORE ADVANTAGES >>>>>

MES System

Increase product traceability and monitor product quality throughout the entire process

Complete Processing Technology

Reduce outsourcing quality risks and meet the needs of customers in the photovoltaic industry

ONE STOP SERVICE

Provide one-stop services from complete machine production to overall design solutions for customers in the photovoltaic industry

High Quality Partners

Strategic cooperation with top equipment and material suppliers both domestically and internationally

Experienced R&D Team

More than 50 professional technical talents with over 20 years of experience in the photovoltaic industry have been dedicated to R&D and manufacturing for 20 years

Intelligent Manufacturing Enterprise

Production efficiency increased by 30%
Artificial reduction of 50%
Scrap reduced by 40%

Quick View Guide

SOLAR INVERTER

SPE-LV SERIES



PAGE:11-12

HGX/HGX(Split-phase) SERIES



PAGE:13-16

SOLAR CHARGER CONTROLLER

SR30~80A SERIES



PAGE:21-22

SR80~100A SERIES



PAGE:23-24

SPLIT-PHASE INVERTER

SUE SERIES



PAGE:17-18

SUP SERIES



PAGE:19-20

CAR INVERTER

SAK-II SERIES



PAGE:25-26

ON/OFF GRID SOLAR INVERTER

SPE-LV SERIES



KEY STRENGTHS

120A MAX PV CHARGING · PURE SINE WAVE · WORKS WITH AND WITHOUT BATTERY · UPGRADED MPPT · LI-ION · BUILT IN ANTI DUST KIT · APP · WIFI&GPRS · LCD Display · RGB LIGHTS · Dual communication · DUSTPROOF

FEATURES

- Pure sine wave solar inverter(on/off Grid)
- WIFI&GPRS available for IoS and Android
- One-key restoration to factory Settings
- Dual communication ports for Battery communication and WIfI communication
- High PV input voltage range(60~450VDC)
- Smart battery charge design to optimize battery life
- Output power factor 1.0
- Inverter can run without battery
- Built-in Lithium battery automatic activation
- Built-in MPPT Solar charge
- Built-in anti-dust kit for harsh environment
- Dual output

SUMRY

MODEL	SPE-LV 2000	SPE-LV 3600	SPE-LV 7000
AC mode			
Input phase voltage range	90Vac~ 140Vac		
Conversion time (bypass and inverter)	10ms (typical)		
Inverter mode			
Output voltage waveform	Pure sine wave		
Rated output power	2000W	3600W	7000W
Second Load Range	400W~1400W	720W~2520W	1400W~3000W
Rated output voltage	120Vac		
Rate Output frequency	50/60Hz		
Maximum Efficiency	93%(peak)		
Overload protection	102% < load <110%: report error and turn off the output after 30S; 110% < load < 150%: report error and turn off the output after 10S; Load >150%: report error and turn off the output after 3S		
Output short circuit protection	YES	YES	YES
Rated battery input voltage	12Vdc	24Vdc	48Vdc
Battery voltage range	10.0~15Vdc	20.0~30Vdc	40.0~60Vdc
AC charging			
Maximum AC charge current	100A	100A	100A
Charge voltage range	10Vdc ~14.6Vdc	20Vdc ~29.2Vdc	40Vdc ~58.4Vdc
PV charging			
Number of MPPT groups	1	1	2
Maximum PV open circuit voltage	300Vdc	450Vdc	450Vdc
MPPT voltage range	55Vdc~350Vdc	55Vdc~450Vdc	55Vdc~450Vdc
Maximum PV input power	4000W	6000W	6000W+6000W
Maximum PV input current	20A		20A/20A
PV charge current	120A		160A
Max hybrid charging current			
Max charger current	120A		160A
Certified specifications			
Operating temperature range	-10℃~ 50℃		-10℃~ 50℃
Storage temperature range	-25℃~ 60℃		-25℃~ 60℃
Humidity range	5% to 95%		5% to 95%
Heat dissipation	Forced air cooling, variable speed of fan		Forced air cooling, variable speed of fan
Communication interface	RS232/RS485/WIFI/BMS		RS232/RS485/WIFI/BMS
Size (L*W*D),MM	423×344×112		580×370×136
Weight (kg)	7.2	7.9	13.8

SOLAR INVERTER

HGX SERIES



KEY STRENGTHS

Silent Fan · 6.25Inch LCD Display · Touchable Button · Glass Screen · WIFI (optional) · Pure sine wave · SBU Mode

FEATURES

- No battery function available
- Pure sine wave solar inverter
- Smart battery charger design for optimized battery performance
- Auto restart while PV is recovering
- Cold restart function
- WiFi monitoring function(optional)
- Built-in 140AMPPT(MaxPV 5600W)solar charger
- Configurable AC/Battery input priority via LCD setting
- Over-load ,overtemperature and output short circuit protection
- Built-in lithium battery automatic activation
- Restore default Settings with one click

SUMRY

MODEL	HGX-4KW	HGX-5.5KW
AC mode		
Input phase voltage range	90Vac~ 140Vac	
Conversion time (bypass and inverter)	10ms (typical)	
Inverter mode		
Output voltage waveform	Pure sine wave	
Rated output power	4000W	5500W
Rated output voltage	120Vac	
Rate Output frequency	50/60Hz	
Maximum Efficiency (Battery to load)	93%(peak)	
Overload protection	102% < load <110%: report error and turn off the output after 30S; 110% < load < 150%: report error and turn off the output after 10S; Load >150%: report error and turn off the output after 3S	
Output short circuit protection	YES	YES
Rated battery input voltage	24Vdc	48Vdc
Battery voltage range	20.0~30Vdc	40.0~60Vdc
AC charging		
Maximum AC charge current	100A	100A
Charge voltage range	20Vdc ~29.2Vdc	40Vdc ~58.4Vdc
PV charging		
Number of MPPT groups	1	1
Maximum PV open circuit voltage	350Vdc	350Vdc
MPPT voltage range	55Vdc~280Vdc	55Vdc~280Vdc
Maximum PV input power	5600W	6000W
Maximum PV input current	20A	
PV charge current	140A	110A
Max hybrid charging current		
Max charger current	140A	110A
Certified specifications		
Operating temperature range	-10℃~ 50℃	
Storage temperature range	-25℃~ 60℃	
Humidity range	5% to 95%	
Heat dissipation	Forced air cooling, variable speed of fan	
Communication interface	RS232/RS485/WIFI/BMS	
Size (L*W*D),MM	400×250×89	
Weight (kg)	7.7	8.4

120V/240V SPLIT-PHASE INVERTER

HGX SERIES(split-phase)



KEY STRENGTHS



FEATURES

- Support the connection of various types of energy storage batteries such as lead - acid battery and lithium - ion battery
- Support split - phase / single - phase pure sine wave output
- Support two - channel PV input and have the function of simultaneous two - channel maximum power point tracking (MPPT) for charging / carrying capacity
- Provide four charge modes : only PV , mains first , PV first , and mains + PV
- Have the energy - saving mode , reducing no - load energy losses
- Support LCD display of dynamic flowchart , updating system data and operating status at any time
- Support CAN , USB ,RS485 communication
- Have the dual activation function during lithium - ion battery sleep , that is , access to mains / PV power can activate the lithium - ion battery
- Support adjusting the voltage of each phase within the range of 100 VAC ,105 VAC ,110 VAC ,115 VAC ,120VAC
- Support two - channel MPPT , with an efficiency of up to 99.9% and a maximum single - channel current of 22 A , perfectly fitting high - power modules
- Have the timed charge and discharge function , that is , users can set the charge and discharge time according to the time - of - use price to save electricity costs
- Provide two output modes : mains bypass output and inverter output , achieving uninterrupted power supply
- Provide 360° protection , including short circuit protection , overcurrent protection , overvoltage and undervoltage protection , and overload protection

SUMRY

MODEL	HGX-7.2KW(spilt-phase)	HGX-12KW(spilt-phase)
AC mode		
Input phase voltage range	90Vac~ 140Vac	
Conversion time (bypass and inverter)	10ms (typical)	
Inverter mode		
Output voltage waveform	Pure sine wave	
Rated output power	Split phase: 7000w	Split phase: 12000w
	Single phase: 7000w	Single phase: 12000w
Rated output voltage	120Vac (L1/N, L2/N)/240Vac(L1/L2)	
Rate Output frequency	50/60Hz	
Maximum Efficiency	>88%	>91%
Overload protection	102% < load <110%: report error and turn off the output after 5min; 110% < load < 125%: report error and turn off the output after 10S; Load >125%: report error and turn off the output after 5S	
Output short circuit protection	YES	
Rated battery input voltage	51.2Vdc	
Battery voltage range	40.0~60Vdc	
AC charging		
Maximum AC charge current	120A	
Charge voltage range	40Vdc ~58.4Vdc	
PV charging		
Number of MPPT groups	2	
Maximum PV open circuit voltage	500Vdc	
MPPT voltage range	90Vdc~485Vdc	
Maximum PV input power	4500W+4500W	6000W+6000W
Maximum PV input current	16A+16A	22A+22A
PV charge current	150A	200A
Max hybrid charging current		
Max charger current	150A	200A
Certified specifications		
Operating temperature range	-10°C~ 55°C,>45°C derating	
Storage temperature range	-25℃~ 60℃	
Humidity range	5% to 95%	
Heat dissipation	Forced air cooling, variable speed of fan	
Communication interface	USB/RS485/CAN/(WiFi/GPRS)/ Dry node control	
Size (L*W*D),MM	586mm*360mm*132mm	610mm*443mm*144mm
Weight (kg)	20	28

120V/240V SPLIT-PHASE INVERTER

SUE SERIES



KEY STRENGTHS



FEATURES

- High Efficiency & Smaller: Inverter/charging efficiency up to 95.5% (mainstream ⩽93%), 30% smaller, low heat for longer life
- Smart Dual Outputs: Manages critical and general loads; custom 2nd output switch time & power-off voltage
- Smart Lithium Battery Mgmt: Activates protected batteries; adjusts charging curve by power to optimize charging
- Parallel Operation: Up to 6 units parallel.
- Smart Noise Control: Long-life fan (35-45dB); balances heat dissipation & quietness
- Standard broken-code LCD (current standard); optional 4.3-inch capacitive touch display
- Dustproof net: replaceable, washable; humanized cleaning cycle reminder
- Supports wireless upgrade (no network needed) for personalized customization
- Utility/PV self-start: Auto-starts when utility/PV connected (no manual restart after low-voltage battery shutdown)
- Recommended altitude ⩽2000m (derated use at 2000m)
- Dual-CPU control, dual safety protection, built-in Gateway network module
- AC dual-input: One for mains power, one for generator dedicated interface
- Microgrid anti-backflow (optional): External CT + current sensor enables self-consumption, reducing wiring work
- Battery-Free Operation: Works with PV or mains power
- Standard 2 independent PV inputs; each MPPT tracking efficiency >99.5%
- Battery communication: customizable protocol; supports RS485/CAN, lithium/lead-acid batteries
- Optimal operating temp: 25℃; max: 65℃ (derated above 45℃)
- Smart fan control: reduces noise/air intake, extends dustproof net & device service life
- Max noise <45dB; <40dB at night
- Safety protection functions: AFCI,GFCI,ISO, RSD port(optional)
- Built-in electrical power distribution function

SUMRY

MODEL	SUE487K0RH1	SUE487K0RH1-ES	SUE4812K0RH1	SUE4812K0RH1-ES
PV String Input Data				
Max. PV input power	10000W		18000W	
Max. PV input current	18A+18A		24A+24A	
Max. PV short circuit current	25A+25A		30A+30A	
Number of MPPT	1+1			
Max. PV input voltage	550Vdc			
Startup voltage	100Vdc			
MPPT voltage range	75-450Vdc			
Rated PV input voltage	380Vdc			
Max. Conversion efficiency	97%		97.3%	
Max. MPPT efficiency	99.5%			
Battery Input Data				
Battery type	Lead-Acid / Lithium-ion / User-Defined			
Battery voltage range	40-60Vdc			
Rated battery voltage	51.2Vdc			
Over voltage protection	60Vdc			
Max. discharging current	140A		230A	
Max. charging current	140A		230A	
Max. Generator charging current	80A			
BMS communication interface	RS485& CAN			
BMS communication protocols	Standard protocols: PACE, Pylontech			
Max. efficiency(grid to battery|battery to load)	95%		95.2%	
Grid Input Data				
Grid voltage range	90Vac-140Vac(L-N),180Vac-280Vac(L1-L2)			
Grid frequency range	50/60Hz(Auto detection)			
Max.AC input power	9000W		15600W	
Max.AC input current	37.5A		65A	
AC start-up voltage	100Vac			
Grounding method	Metal Enclosure: Permanent Earthing			
Generator Input Data				
Rated GEN voltage	120V L-N/240V L1-L2 Split Phase/208V L1-L2 3-Phase			
Rated GEN frequency	50/60Hz			
Rated GEN input power	7000W		12000W	
Rated GEN input current	29.2A		50A	
AC Output Data				
Nominal output power	7000W@240V|6100W@208V		12000W@240V|10400W@208V	
Nominal output current	29.2A		50A	
Nominal output voltage	120V L-N/240V L1-L2 Split Phase/208V L1-L2 3-Phase			
Output frequency	50/60Hz			
THDV	< 3%(Linear load)			
DCV	200mV			
Dynamic response	⩽ 5 cycles			
OverLoad protection	110%-125% 1min;125%-150% 30S; > 150% 1S			
Transfer time	< 20ms			
Protection Data				
DC/AC Overvoltage protection	Yes			
AC output short-circuit protection	Yes			
Output Low-Voltage protection	Yes			
Fan fault protection	Yes			
Thermal protection	Yes			
Insulation resistance detection	Yes			
Leakage current protection	Yes			
Earth fault detection	Yes			
RSD monitoring	Optional			
AFCI monitoring	Optional			
DC Switch(PV|BAT)	Yes	No	Yes	No
AC Breaker(GRID|GEN|OUT)	Yes	No	Yes	No
General Data				
Dimensions (L*W*H)	760*400*200mm		900*470*205mm	
Weight	18kg		25kg	
Ingress protection	IP20			
Cooling method	FAN			
Relative humidity	5% ~ 90% RH(non-condensing)			
Altitude	< 2000m			
Operating temperature range	-20~65℃, > 45℃ Derating			
Storage temperature range	-40~75℃			
Noise	< 50 dB			
Display	Touch color LCD			
Communication port	RS232/BMS/Dry Contact			
Safety/EMC standard	UL1741,FCC 15 class B			

120V/240V SPLIT-PHASE INVERTER

SUP SERIES



KEY STRENGTHS



FEATURES

- High Efficiency & Smaller: Inverter/charging efficiency up to 95.5% (mainstream ⩽93%), 30% smaller, low heat for longer life
- Smart Dual Outputs: Manages critical and general loads; custom 2nd output switch time & power-off voltage
- Smart Lithium Battery Mgmt: Activates protected batteries; adjusts charging curve by power to optimize charging
- Parallel Operation: Up to 6 units parallel.
- Smart Noise Control: Long-life fan (35-45dB); balances heat dissipation & quietness
- Standard broken-code LCD (current standard); optional 4.3-inch capacitive touch display
- Dustproof net: replaceable, washable; humanized cleaning cycle reminder
- Supports wireless upgrade (no network needed) for personalized customization
- Utility/PV self-start: Auto-starts when utility/PV connected (no manual restart after low-voltage battery shutdown)
- Recommended altitude ⩽2000m (derated use at 2000m)
- Dual-CPU control, dual safety protection, built-in Gateway network module
- AC dual-input: One for mains power, one for generator dedicated interface
- Microgrid anti-backflow (optional): External CT + current sensor enables self-consumption, reducing wiring work
- Battery-Free Operation: Works with PV or mains power
- Standard 2 independent PV inputs; each MPPT tracking efficiency >99.5%
- Battery communication: customizable protocol; supports RS485/CAN, lithium/lead-acid batteries
- Optimal operating temp: 25℃; max: 65℃ (derated above 45℃)
- Smart fan control: reduces noise/air intake, extends dustproof net & device service life
- Max noise <45dB; <40dB at night
- Safety protection functions: AFCI,GFCI,ISO, RSD port(optional)
- Built-in electrical power distribution function

MODEL	SUP487K0RH1	SUP487K0RH1-ES	SUP4812K0RH1	SUP4812K0RH1-ES
PV String Input Data				
Max. PV input power	10000W		18000W	
Max. PV input current	18A+18A		24A+24A	
Max. PV short circuit current	25A+25A		30A+30A	
Number of MPPT	1+1			
Max. PV input voltage	550Vdc			
Startup voltage	100Vdc			
MPPT voltage range	75-450Vdc			
Rated PV input voltage	380Vdc			
Max. Conversion efficiency	97%		97.3%	
Max. MPPT efficiency	99.5%			
Battery Input Data				
Battery type	Lead-Acid / Lithium-ion / User-Defined			
Battery voltage range	40-60Vdc			
Rated battery voltage	51.2Vdc			
Over voltage protection	60Vdc			
Max. discharging current	140A		230A	
Max. charging current	140A		230A	
Max. Generator charging current	80A			
BMS communication interface	RS485& CAN			
BMS communication protocols	Standard protocols: PACE, Pylontech			
Max. efficiency(grid to battery|battery to load)	95%		95.2%	
Grid Input Data				
Grid voltage range	90Vac-140Vac(L-N),180Vac-280Vac(L1-L2)			
Grid frequency range	50/60Hz(Auto detection)			
Max.AC input power	9000W		15600W	
Max.AC input current	37.5A		65A	
AC start-up voltage	100Vac			
Grounding method	Metal Enclosure: Permanent Earthing			
Generator Input Data				
Rated GEN voltage	120V L-N/240V L1-L2 Split Phase/208V L1-L2 3-Phase			
Rated GEN frequency	50/60Hz			
Rated GEN input power	7000W		12000W	
Rated GEN input current	29.2A		50A	
AC Output Data				
Nominal output power	7000W@240V|6100W@208V		12000W@240V|10400W@208V	
Nominal output current	29.2A		50A	
Nominal output voltage	120V L-N/240V L1-L2 Split Phase/208V L1-L2 3-Phase			
Output frequency	50/60Hz			
THDV	< 3%(Linear load)			
DCV	200mV			
Dynamic response	⩽ 5 cycles			
OverLoad protection	110%-125% 1min;125%-150% 30S; > 150% 1S			
Transfer time	< 20ms			
Protection Data				
DC/AC Overvoltage protection	Yes			
AC output short-circuit protection	Yes			
Output Low-Voltage protection	Yes			
Fan fault protection	Yes			
Thermal protection	Yes			
Insulation resistance detection	Yes			
Leakage current protection	Yes			
Earth fault detection	Yes			
RSD monitoring	Optional			
AFCI monitoring	Optional			
DC Switch(PV|BAT)	Yes	No	Yes	No
AC Breaker(GRID|GEN|OUT)	Yes	No	Yes	No
General Data				
Dimensions (L*W*H)	760*400*200mm		900*470*205mm	
Weight	25kg		33kg	
Ingress protection	IP66,NEMA3R			
Cooling method	FAN			
Relative humidity	5% ~ 90% RH(non-condensing)			
Altitude	< 2000m			
Operating temperature range	-20~65℃, > 45℃ Derating			
Storage temperature range	-40~75℃			
Noise	< 45 dB			
Display	Touch color LCD			
Communication port	RS232/BMS/Dry Contact			
Safety/EMC standard	UL1741,FCC 15 class B			

SOLAR CHARGER CONTROLLER

SR4830/4860/4880



KEY STRENGTHS

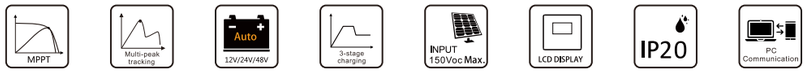

FEATURES

- MPPT tracking efficiency can reach 99.9%
- Temperature compensate for battery
- Natural cooling
- LED and LCD display operation status
- Support different types of battery (GEL,Sealed,Lithium)
- All kinds of protection

SUMRY

MODEL	SR4830	SR4860	SR4880
PV INPUT(PV)			
Maximum PV Voltage(VOC)	135V(-20℃)145V(25℃)		
System Voltage	12V/24V/48Vauto;36Vset		
MPPT Voltage Range	Batteryvoltage+3V-120V		
Suggest Input VOC Voltage	22V/40V/60V/80V		
Number Of MPPT Trackers	1		
MAX.PV INPUT POWER			
12V	400W	800W	1100W
24V	800W	1600W	2150W
36V	1200W	2400W	3200W
48V	1600W	3200W	4300W
CHARGER OUTPUT(DC)			
Max.Output Current(revisable)	30A	60A	80A
Rated Load Current	20A		
Max.Capacitive Load Capacity	10000uF		
Ripper Voltage	<0.5%		
Applicable Battery Type (ex-factory default lead-acid battery)	Sealed lead-acid battery/Gelbattery/Flooded battery/Tithium battery, other battery types can be customized		
EFFICIENCY			
Max.Efficiency	<98%		
MPPT Efficiency	>99%		
PROTECTION			
Protect Function	PV input over voltage protection;PV input over current protection Output over voltage protection;output over voltage protection PV /battery anti-reverse protection;over temperature protection Battery low/high voltage protection;load over current protection Load short circuit		
REGULAR DATA			
Unloaded Loss	<1.5W		
Operating Temperature	-20℃~+45℃		
Dimension.D*W*H(mm)	238*180*90mm	280*202*97mm	297*214*90mm
Net Weight(kgs)	2.3kg	3.6kg	
Elevation Height	0%to 95%(No condensat)		
Cooling Concept	Natural		
IP Rate	IP 20		
Communication Interface	RS232(Extensible interface)		

SOLAR CHARGER CONTROLLER

SR4880/48100



KEY STRENGTHS

MPPT · Multi-peak tracking · Auto 12V/24V/48V · 3-stage charging · Protection funtion · LCD DISPLAY · IP20 · PC Communication

FEATURES

- MPPT tracking efficiency can reach 99.9%
- Conversion efficiency≤98%
- Automatic identification battery system
- Supports multiple battery types
- RS232/485 communication
- Load overcurrent/short circuit/overtemperature protection
- PV/BAT anti-reverse connection protection
- TVS Lightning Protection
- Supports the paralel use of multiple controllers
- Fan cooling

SUMRY

MODEL	SR4880	SR48100
PV INPUT(PV)		
Maximum PV Voltage(VOC)	155V	
System Voltage	12V/24V/48V auto;36V set	
MPPT Voltage Range	Battery voltage+3V-120V	
Suggest Input VOC Voltage	PV array open circuit voltage 22V/40V/60V/80V for system 12V/24V/36V/48V	
Number Of MPPT Trackers	1	
MAX.PV INPUT POWER		
12V	1200W	1500W
24V	2400W	3000W
36V	3600W	4500W
48V	4800W	6000W
CHARGER OUTPUT(DC)		
Max.Output Current(revisable)	80A	100A
Rated Load Current	25A	
Max.Capacitive Load Capacity	10000uF	
Applicable Battery Type (ex-factory default lead-acid battery)	SLD(sealed lead-acid battery)/GEL(gelled lead-acid battery)/ FLD(flooded lead-acid battery)/LFP(lithium iron phosphate battery),NCM(ternary lithium battery)/USE(customize)	
EFFICIENCY		
Max.Efficiency		
MPPT Efficiency	>99%	
PROTECTION		
Protect Function	Input high voltage protection,output high/low voltage protection, PV/BAT anti-reverse connection protection,load over current protection,load short circuit protection,overtemperature protection,etc.	
REGULAR DATA		
Unloaded Loss	≤2.3W	
Operating Temperature	-20℃~+50℃	
Dimension.D*W*H(mm)	292*207*87mm	
Net Weight(kgs)	3.0kg	3.1kg
Elevation Height	0%to 95%(No condensat)	
Cooling Concept	Fan	
IP Rate	IP 20	
Communication Interface	RS232(Extensible interface)	

CAR INVERTER

SAK-II SERIES



KEY STRENGTHS



FEATURES

- Pure sine wave inverter
- Protection funtion:input under voltage protection,input over voltage protection,overload protectionshort circuit protection,over temperature protection
- Full power, not falsely labeled, operating at full load at anambient temperature of 40°C
- Maximum efficiency 92%
- Application:home,office,vehice,yacht and other ocasions

SUMRY

MODEL	SKII-1012	SKII-2012	SKII-3012	SKII-2024	SKII-3024
PHASE	Single phase				
Rate Output Power	1200W	2000W	3000W	2000W	3000W
GRID OUTPUT(AC)					
Nominal Output Voltage	120VAC				
Nominal Output Frequency	60Hz				
Nominal Output Current	10A	16.7A	25A	16.7A	25A
BATTERY MODE OUTPUT(AC)					
Nominal Output Voltage	120VAC				
Efficiency	94%				
BATTERY					
DC Voltage Range/Nominal Voltage	10.5VDC-16VDC/12V			21VDC-32VDC/24VDC	
Maximum DC Input Current	100A	166.6A	250A	83.3A	125A
INTERFACE					
Communication Port	RS232/RS485/WIFI/BMS				
ENVIRONMENT					
Operating Temperature	-10℃ ~ 50℃				
STANDARD					
Safety	IEC-62109				
EMC	IEC-61000				

SYSTEM DIAGRAM

