SUMRY really

GUANGDONG SUNRAY POWER CO.,LTD

+86 13923423419 +86 13332929246

www.gd-sumry.com sumry@gdsunray.com

OFFICE:30/F, Block B, Building 1, Lefu Plaza, No.481 Guangming Avenue, Dongkeng Community, Fenghuang Street, Guangming District, Shenzhen

FACTORY:No. 5 Jiayu Road, Dongxing Area, Dongjiang Science and Technology Park, Zhongkai High tech Zone, Huizhou

Company website

VERSION:V20261007

SUMRY



- PORTABLE POWER STATION
- SOLAR CHARGE CONTROLLER
- SOLAR INVERTER
- CAR INVERTER
- INVERTER
- BATTERY

广东三瑞电源有限公司

GUANGDONG SUNRAY POWER CO.,LTD





ABOUT US

COMPANY PROFILE

Guangdong Sunray Power Co., Ltd. is a national high-tech enterprise specializing in the research, design, production, sales, and service of photovoltaic and energy storage products. Its subsidiary brands include Shenzhen Sunray and Shenzhen Next power.Head quartered in Huizhou , the company's factory covers an area of61,000 square meters.It has a 2000 square meter research and development center and sales center base in Shenzhen. With over 1,000 employees, its marketing and service network spans across more than 100 countries and regions worldwide.

Guangdong Sunray has a comprehensive research and quality assurance system, with main products including photovoltaic inverters, lithium batteries, uninterruptible power supplies, photovoltaic controllers, and photovoltaic energy storage inverters. These products are widely used in national defense, scientific research, communications, transportation new energy, and other fields. The products have obtained CE, VDE, SGS safety certifications.IS09001 quality management system certification, as well as multiple invention patents,.appearance design patents, utility model patents, and computer software copyrights.

In the Low-CarbonAge, Guangdong Sunray will continue to innovate in photovoltaic and energy storage technologies, providing products and solutions to customers.

Industry Experience
20+ yers

Patents
800+ sum

Team Members
1000+ people

Installation Case
100+ countries or regions

Corporate Mission

Committed to become a global leading supplier of energy equipment and system solutions

Corporate Vision

Pursue the material and spiritual happiness of all partners

Core Values

University, effort, modesty, introspection, gratitude, altruism, optimism, innovation

Enterprise Spirit

Swift and resolute, truly practical and diligent

QUALIFICATIONS >>>>>









COMPANY HISTORY >>>>>

Company History

2004 - 2005

In 2004.
Shenzhen Qingneng Electronics Co., Ltd. was established

In 2005.
the company completed the team building and started product development

2007 - 2011

In 2007.
it became afamous UPS supplier athome and abroad

In 2008.
Shenzhen Sunray Power Co.,Ltd.was established

In 2009.
off grid inver terand grid connected inverter were launched

In 2010.
solar inverter and parallel off grid integrated inverter were launched

In 2011.
TUV certification was obtained

2012 - 2016

In 2012.
the companyentered the self built plantand began to enter the photovoltaic inverterindustry

In 2014.
obtained the EU CE certification and VDE certification

In 2015.
Pakistan factory was responsible for the localization operation service of the company'sproducts,and the company established its first overseas project; the company established four foreign trade platforms of Ali international station

In 2017.
obtained the EU CE certification and VDE certification

2017 - 2019

In 2017.
Shenzhen Next Power Technology Co.,Ltd was established.Three people formed a R&D team.

In 2018.
We obtained patent certificate of appearance Design for Energy storage solar inverters.VICTOR XM series and VICTOR NM I series came out.

In 2018.
In 2018, the company's performance exceeded 100 million yuan for the first time, and the business market was divided into global regions

In 2019.
obtained IS09001 quality management system certification

In 2019.
Island detection control software V1.0for NEXT POWER PV 500E on grid solar system.PV 500V off grid MPPT charger controller software for solar inverters.Solar inverter software V1.0 that can support mutiple monitoring methods such asWIF/GPRS/RS232/USB

2020 - 2021

In 2020.
Certificate of high-tech enterprise Is09001 quality management system certification
Control software 1 .0 for 1-10KW off grid solar inverters
Victor NM Series 3.2KW off grid solar inverters came out
Employees up to 20 members

In 2021.
Patent certificate of appearance Design for off grid solar inverters Software (Android version)V1.0 for Fronus SolarCE certification for Victor NM series, Victor NM-IV Plus series Victor NM II PLUS series and Victor NM II series, 3.5kW and5.5KW off grid solar inverters.Strategic Cooperation with Fronus, the 1st overseas projectThe1st production line was established Turnover 30 millionUSD

2022 - 2023

In 2022.
Victor NM Series,1.5KW/1.6KW/2.4KW/3KW off grid solar inverters.Victor NM-IV PLUS Series and Victor NM-PRO Series.3.6KW.4.2KW and 6.2KW hybrid solar inverters.CE for Victor NM MAX, Victor NML.4 production lines150 employees.Turnover 75 million USD

In 2022.
Sales performance reached 1 billion yuan

In 2023.
Victor NML Series, 1.6kW,3.0KW off grid solar inverters Victor ECO Series,3.6kW,6.2kW hybrid solar inverters Victor MAX Series ,7.2KW/8.2KW/10.2KW hybrid solar inverters.CE for Victor NM ECO Strategic cooperation with Fronus 6 production lines 300 employees Estimated turnover 1 billion USD

2024

In 2024.
Shenzhen Sunray Power and Shenzhen Next Power Technology merged to form Guangdong Sunray

FACTORY









CAREFULLY CRAFTED

ABUNDANT INVENTORY









EXQUISITE WORKMANSHIP





CORE ADVANTAGES

MES System

Increase product traceability and monitor product quality throughout the entire process

Complete Processing Technology

Reduce outsourcing quality risks and meet the needs of customers in the photovoltaic industry

ONE STOP SERVICE

Provide one-stop services from complete machine production to overall design solutions for customers in the photovoltaic industry

High Quality Partners

Strategic cooperation with top equipment and material suppliers both domestically and internationally

Experienced R&D Team

More than 50 professional technical talents with over 20 years of experience in the photovoltaic industry have been dedicated to R&D and manufacturing for 20 years

Intelligent Manufacturing Enterprise

Production efficiency increased by 30%
Artificial reduction of 50%
Scrap reduced by 40%

Quick View Guide

SOLAR INVERTER

SPE 2.5-3.5KW



PAGE:11-12

SPE 4.2-6.2KW



PAGE:13-14

SPE 8.2-10.2KW



PAGE:15-16

SPE-13.2KW



PAGE:17-18

SPE-M SERIES



PAGE:19-20

SPE-M PLUS SERIES



PAGE:21-22

SOLAR INVERTER

SEP SERIES



PAGE:23-28

SCE SERIES



PAGE:29-30

HYBRID SOLAR INVERTER

SGE/SGE PLUS SERIES



PAGE:31-34

SGM SERIES



PAGE:35-36

SGP SERIES



PAGE:37-40

SOLAR INVERTER

SPE SERIES



KEY STRENGTHS



FEATURES

- Pure sine wave solar inverter(on/off Grid)
- WIFI&GPRS available for IoS and Android
- Dual communication ports for Battery communication and Wifi communication
- High PV input voltage range(55~450VDC)
- Smart battery charge design to optimize battery life
- Inverter-lithium battery communication status displayed directly on the LCD interface
- Add lithium battery information display to the APP
- Output power factor 1.0
- One-key restoration to factory Settings
- Built-in Lithium battery automatic activation
- Built-in MPPT Solar charge
- Built-in anti-dust kit for harsh environment
- Maximum PV input current: 18A

MODEL	SPE-2.5KW	SPE-3.5KW
PHASE	Single phase	
Maximum PV Input Power	3000W	4000W
Rate Output Power	2500W/2500VA	3500W/3500VA
Grid-Tie OPERATION		
PV INPUT(DC)		
Nominal DC Voltage/Maximum DC Voltage	360VDC/500VDC	
Start-up Voltage/Initial Feeding Voltage	60VDC/90VDC	
MPPT Voltage Range	60~450VDC	
Maximum Input Current	13A	18A
EFFICIENCY		
Maximum Conversion Efficiency(DC-AC)	98%	
OFF-GRID,HYBRID OPERATION		
PV INPUT(DC)		
Maximum DC Voltage	500VDC	
Start-up Voltage/Initial Feeding Voltage	60VDC/90VDC	
MPP Voltage Range	55VDC-450VDC	
Number Of MPPT/Maximum Input Current	13A	18A
AC OUTPUT		
Nominal Output Voltage	220/230/240VAC	
Nominal Output Current	10A	14.3A
AC INPUT		
AC Input Voltage Range	90-280VAC or 170-280VAC	
Maximum AC Input Current	15A	20A
BATTERY MODE OUTPUT(AC)		
Nominal OutputVoltage	220/230/240VAC	
Peak Efficiency	92%	
BATTERY & CHARGER		
Nominal Voltage	12VDC	24VDC
Maximum Solar Charging Current	100A	100A
Maximum AC Charging Current	80A	80A
Maximum Charging Current	100A	100A
GENERAL		
PHYSICAL		
Dimension,D*W*H(mm)	345×275×100	
Package Dimension,D*W*H(mm)	415×345×175	
INTERFACE		
Communication Port	RS232/RS485/WIFI/BMS	
ENVIRONMENT		
Operating Temperature	-10℃ ~ 50℃	

SOLAR INVERTER

SPE SERIES



KEY STRENGTHS



FEATURES

- Pure sine wave solar inverter(on/off Grid)
- WIFI&GPRS available for IoS and Android
- One-key restoration to factory Settings
- Dual communication ports for Battery communication and Wifi communication
- High PV input voltage range(60~450VDC)
- Smart battery charge design to optimize battery life
- Offline upgrade through COMM port
- Inverter-lithium battery communication status displayed directly on the LCD interface
- Add lithium battery information display to the APP
- Output power factor 1.0
- Inverter can run without battery
- Built-in Lithium battery automatic activation
- Built-in MPPT Solar charge
- Built-in anti-dust kit for harsh environment
- Dual output
- Maximum PV input current: 27A
- In battery-free mode, PV systems deliver a better user experience when powering loads

SUMRY

MODEL	SPE-4.2KW	SPE-6.2KW
PHASE	Single phase	
Maximum PV Input Power	6200W	8000W
Rate Output Power	4200W/4200VA	6200W/6200VA
Grid-Tie OPERATION		
PV INPUT(DC)		
Nominal DC Voltage/Maximum DC Voltage	360VDC/500VDC	
Start-up Voltage/Initial Feeding Voltage	60VDC/90VDC	
MPPT Voltage Range	60~450VDC	
Maximum Input Current	27A	
GRIG OUTPUT(AC)		
Nominal Output Voltage	220/230/240VAC	
Output Voltage Range	195~253VAC	
Nominal Output Current	18.2A	27.0A
Power Factor	>0.99	
EFFICIENCY		
Maximum Conversion Efficiency(DC-AC)	98%	
OFF-GRID,HYBRID OPERATION		
PV INPUT(DC)		
Maximum DC Voltage	500VDC	
Start-up Voltage/Initial Feeding Voltage	60VDC/90VDC	
MPPT Voltage Range	60VDC-450VDC	
Number Of MPPT/Maximum Input Current	27A	27A
GRID OUTPUT(AC)		
Nominal Output Voltage	220/230/240VAC	
Output Voltage Range	195~253VAC	
Nominal Output Current	18.2A	27.0A
AC INPUT		
AC Input Voltage Range	90-280VAC or 170-280VAC	
Maximum AC Input Current	24.7A	36.4A
BATTERY MODE OUTPUT(AC)		
Nominal OutputVoltage	220/230/240VAC	
Peak Efficiency	93%	
BATTERY & CHARGER		
Nominal Voltage	24VDC	48VDC
Maximum Solar Charging Current	120A	120A
Maximum AC Charging Current	100A	100A
Maximum Charging Current	120A	120A
GENERAL		
PHYSICAL		
Dimension,D*W*H(mm)	423x344x113	
Package Dimension,D*W*H(mm)	500*415*180	
INTERFACE		
Communication Port	RS232/RS485/WIFI/BMS	
ENVIRONMENT		
Operating Temperature	-10℃ ~ 50℃	

SOLAR INVERTER

SPE SERIES



KEY STRENGTHS



FEATURES

- Pure sine wave solar inverter(on/off Grid)
- Inverter can run without battery
- Built-in Lithium battery automatic activation
- Dual communication ports for Battery communication and Wifi communication
- Smart battery charge design to optimize battery life
- Dual PV input
- WIFI&GPRS available for IOS and Android
- One-key restoration to factory Settings
- Built-in 160A MPPT solar charger(for 8.2kw,10.2kw)
- Built-in anti-dust kit for harsh environment
- Dual output
- On Off Grid Work Mode

SUMRY

MODEL	SPE-8.2KW	SPE-10.2KW
PHASE	Single phase	
Maximum PV Input Power	5400W+5400W	
Rate Output Power	8200W/8200VA	10200W/10200VA
Grid-Tie OPERATION		
PV INPUT(DC)		
Nominal DC Voltage/Maximum DC Voltage	360VDC/500VDC	
Start-up Voltage/Initial Feeding Voltage	90VDC/120VDC	
MPPT Voltage Range	90~450VDC	
Maximum Input Current	2/18A	
GRIG OUTPUT(AC)		
Nominal Output Voltage	220/230/240VAC	
Output Voltage Range	195~253VAC	
Nominal Output Current	35.6A	44.3A
Power Factor	>0.99	
EFFICIENCY		
Maximum Conversion Efficiency(DC-AC)	98%	
OFF-GRID,HYBRID OPERATION		
PV INPUT(DC)		
Maximum DC Voltage	500VDC	
Start-up Voltage/Initial Feeding Voltage	90VDC/120VDC	
MPPT Voltage Range	90VDC-450VDC	
Number Of MPPT/Maximum Input Current	2/18A	
GRID OUTPUT(AC)		
Nominal Output Voltage	220/230/240VAC	
Output Voltage Range	195~253VAC	
Nominal Output Current	35.6A	44.3A
AC INPUT		
AC Input Voltage Range	90-280VAC or 170-280VAC	
Maximum AC Input Current	48.2A	60A
BATTERY MODE OUTPUT(AC)		
Nominal Output Voltage	220/230/240VAC	
Peak Efficiency	93%	
BATTERY & CHARGER		
Nominal Voltage	48VDC	
Maximum Solar Charging Current	160A	
Maximum AC Charging Current	140A	
Maximum Charging Current	160A	
GENERAL		
PHYSICAL		
Dimension,D*W*H(mm)	500*390*136	
Package Dimension,D*W*H(mm)	588*463*205	
INTERFACE		
Communication Port	RS232/RS485/WIFI/BMS	
ENVIRONMENT		
Operating Temperature	-10℃ ~ 50℃	

SOLAR INVERTER

SPE SERIES



KEY STRENGTHS



FEATURES

- Pure sine wave solar inverter(on/off Grid)
- Inverter can run without battery
- Built-in Lithium battery automatic activation
- Dual communication ports for Battery communication and Wifi communication
- Smart battery charge design to optimize battery life
- Dual PV input
- WIFI&GPRS available for IOS and Android
- One-key restoration to factory Settings
- Built-in 160A MPPT solar charger(for13.2kw)
- Built-in anti-dust kit for harsh environment
- Dual output
- On Off Grid Work Mode

SUMRY

MODEL	SPE-13.2KW
PHASE	Single phase
Maximum PV Input Power	8000W+8000W
Rate Output Power	13200W/13200VA
OFF-GRID,HYBRID OPERATION	
PV INPUT(DC)	
Maximum DC Voltage	500VDC
Start-up Voltage/Initial Feeding Voltage	90VDC/120VDC
MPPT Voltage Range	90VDC-500VDC
Number Of MPPT/Maximum Input Current	2/22A
GRID OUTPUT(AC)	
Nominal Output Voltage	220/230/240VAC
Output Voltage Range	195~253VAC
Nominal Output Current	57.3A
AC INPUT	
AC Input Voltage Range	90-280VAC or 170-280VAC
Maximum AC Input Current	80A
BATTERY MODE OUTPUT(AC)	
Nominal Output Voltage	220/230/240VAC
Peak Efficiency	94%
BATTERY & CHARGER	
Nominal Voltage	48VDC
Maximum Solar Charging Current	160A
Maximum AC Charging Current	140A
Maximum Charging Current	160A
GENERAL	
PHYSICAL	
Dimension,D*W*H(mm)	580*370*136
Package Dimension,D*W*H(mm)	680*460*235
INTERFACE	
Communication Port	RS232/RS485/WIFI/BMS
ENVIRONMENT	
Operating Temperature	-10℃ ~ 50℃

SOLAR INVERTER

SPE-M SERIES



KEY STRENGTHS



FEATURES

- Pure sine wave solar inverter(on/off Grid)
- Standard WIFI Module, compatible with Android and IoS
- One-key restoration to factory Settings
- Dual communication ports for Battery communication and Wifi communication
- High PV input voltage range(60~450VDC)
- Smart battery charge design to optimize battery life
- Offline upgrade through COMM port
- Inverter-lithium battery communication status displayed directly on the LCD interface
- Add lithium battery information display to the APP
- Output power factor 1.0
- Inverter can run without battery
- Built-in Lithium battery automatic activation
- Built-in MPPT Solar charge
- Built-in anti-dust kit for harsh environment
- Dual output
- Maximum PV input current: 27A
- In battery-free mode, PV systems deliver a better user experience when powering loads
- The screen is movable and supports an expansion of up to 100 meters.

MODEL	SPE-M-4.2KW	SPE-M-6.2KW
PHASE	Single phase	
Maximum PV Input Power	6200W	8000W
Rate Output Power	4200W/4200VA	6200W/6200VA
Grid-Tie OPERATION		
PV INPUT(DC)		
Nominal DC Voltage/Maximum DC Voltage	360VDC/500VDC	
Start-up Voltage/Initial Feeding Voltage	60VDC/90VDC	
MPPT Voltage Range	60~450VDC	
Maximum Input Current	27A	
GRIG OUTPUT(AC)		
Nominal Output Voltage	220/230/240VAC	
Output Voltage Range	195~253VAC	
Nominal Output Current	18.2A	27.0A
Power Factor	>0.99	
EFFICIENCY		
Maximum Conversion Efficiency(DC-AC)	98%	
OFF-GRID,HYBRID OPERATION		
PV INPUT(DC)		
Maximum DC Voltage	500VDC	
Start-up Voltage/Initial Feeding Voltage	60VDC/90VDC	
MPPT Voltage Range	60VDC-450VDC	
Number Of MPPT/Maximum Input Current	27A	27A
GRID OUTPUT(AC)		
Nominal Output Voltage	220/230/240VAC	
Output Voltage Range	195~253VAC	
Nominal Output Current	18.2A	27.0A
AC INPUT		
AC Input Voltage Range	90-280VAC or 170-280VAC	
Maximum AC Input Current	24.7A	36.4A
BATTERY MODE OUTPUT(AC)		
Nominal OutputVoltage	220/230/240VAC	
Peak Efficiency	93%	
BATTERY & CHARGER		
Nominal Voltage	24VDC	48VDC
Maximum Solar Charging Current	120A	120A
Maximum AC Charging Current	100A	100A
Maximum Charging Current	120A	120A
GENERAL		
PHYSICAL		
Dimension,D*W*H(mm)	423×344×148	
Package Dimension,D*W*H(mm)	500×415×215	
INTERFACE		
Communication Port	RS232/RS485/WIFI/BMS	
ENVIRONMENT		
Operating Temperature	-10℃ ~ 50℃	

SOLAR INVERTER

SPE-M PLUS SERIES



KEY STRENGTHS



FEATURES

- Pure sine wave solar inverter(on/off Grid)
- Standard WIFI Module, compatible with Android and IoS
- One-key restoration to factory Settings
- Dual communication ports for Battery communication and Wifi communication
- High PV input voltage range(60~450VDC)
- Smart battery charge design to optimize battery life
- Offline upgrade through COMM port
- Inverter-lithium battery communication status displayed directly on the LCD interface
- Add lithium battery information display to the APP
- Under the battery's rated voltage and an ambient temperature of 40°C, with full-power output
- Output power factor 1.0
- Inverter can run without battery
- Built-in Lithium battery automatic activation
- Built-in MPPT Solar charge
- Built-in anti-dust kit for harsh environment
- Dual output
- Maximum PV input current: 27A
- In battery-free mode, PV systems deliver a better user experience when powering loads
- The screen is movable and supports an expansion of up to 100 meters.

SUMRY

MODEL	SPE-M PLUS-4.6KW	SPE-M PLUS-6.6KW
PHASE	Single phase	
Maximum PV Input Power	7200W	8000W
Rate Output Power	4600W/4600VA	6600W/6600VA
Grid-Tie OPERATION		
PV INPUT(DC)		
Nominal DC Voltage/Maximum DC Voltage	360VDC/500VDC	
Start-up Voltage/Initial Feeding Voltage	60VDC/90VDC	
MPPT Voltage Range	60~450VDC	
Maximum Input Current	27A	
GRIG OUTPUT(AC)		
Nominal Output Voltage	220/230/240VAC	
Output Voltage Range	195~253VAC	
Nominal Output Current	20A	28.69A
Power Factor	>0.99	
EFFICIENCY		
Maximum Conversion Efficiency(DC-AC)	98%	
OFF-GRID,HYBRID OPERATION		
PV INPUT(DC)		
Maximum DC Voltage	500VDC	
Start-up Voltage/Initial Feeding Voltage	60VDC/90VDC	
MPPT Voltage Range	60VDC-450VDC	
Number Of MPPT/Maximum Input Current	27A	27A
GRID OUTPUT(AC)		
Nominal Output Voltage	220/230/240VAC	
Output Voltage Range	195~253VAC	
Nominal Output Current	20A	28.69A
AC INPUT		
AC Input Voltage Range	90-280VAC or 170-280VAC	
Maximum AC Input Current	30A	40A
BATTERY MODE OUTPUT(AC)		
Nominal OutputVoltage	220/230/240VAC	
Peak Efficiency	93%	94%
BATTERY & CHARGER		
Nominal Voltage	24VDC	48VDC
Maximum Solar Charging Current	120A	120A
Maximum AC Charging Current	100A	100A
Maximum Charging Current	120A	120A
GENERAL		
PHYSICAL		
Dimension,D*W*H(mm)	461×320×139	
Package Dimension,D*W*H(mm)	610x410x235	
INTERFACE		
Communication Port	RS232/RS485/WIFI/BMS	
ENVIRONMENT		
Operating Temperature	-10℃ ~ 50℃	

SOLAR INVERTER

SEP-2400L



KEY STRENGTHS

BMS · PURE SINE WAVE · World First · UPGRADED MPPT · Protection funtion · LCD · RGB LIGHTS · Simultaneous Power Supply · Automatic Restart · Cold Start

FEATURES

- Work at 2 different voltages : 12VDC or 24VDC. It can meet different loads needs of users
- Dual use on one inverter--World's first creation in 2025
- According to the requirements of load,the input voltage range of utility grid can be selected
- Solar energy and utility grid can power loads at the same time
- Automatic restart function when mains power is restored
- The intelligent charging design of battery makes the battery more fully utilized
- Cold start function
- Pure sine wave output inverter
- According to the battery requirements, the charging current can be set through LCD
- AC input is compatible with mains and generator
- Overload/Overtemperature/ short circuit protection
- RGB lights (optional)

MODEL	SEP-2400L	
BATTERY	**12VDC**	**24VDC**
PHASE	Single phase	
Maximum PV Input Power	600W	1200W
Rate Output Power	1200VA/1200W	2400VA/2400W
OFF-GRID		
PV INPUT(DC)		
Maximum DC Voltage	150VDC	
Start-up Voltage	20VDC	30VDC
MPPT Voltage Range	20VDC-150VDC	30VDC-150VDC
GRID OUTPUT(AC)		
Nominal Output Voltage	230VAC	
AC INPUT		
AC Start-upVoltage/Auto Restart Voltage	90VAC/80VAC	
AC Input Voltage Range	90VAC ~ 280VAC	
Maximum AC Input Current	30A	
BATTERY MODE OUTPUT(AC)		
Nominal Output Voltage	230VAC	
Peak Efficiency	92%	
BATTERY & CHARGER		
DC Voltage Range/Nominal Voltage	10VDC ~ 16VDC/12VDC	20VDC ~ 32VDC/24VDC
Maximum Solar Charging Current	40A	
Maximum AC Charging Current	60A	
Maximum Charging Current	100A	
GENERAL		
PHYSICAL		
Dimension,D*W*H(mm)	360*275*84.7	
Net Weight (kgs)	5.0	
INTERFACE		
Communication Port	RS232/RS485/WIFI/BMS	
ENVIRONMENT		
Operating Temperature	-20℃ ~ 50℃	
STANDARD		
Safety	CE:IEC-62109	

DUAL USE ON ONE INVERTER

SEP2400L is working at 2 voltages and carrying different loads

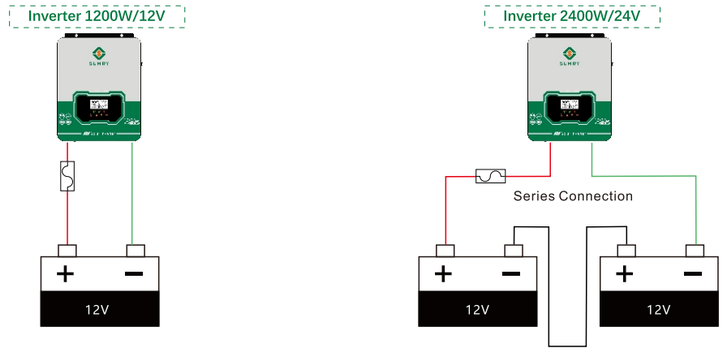

Freely match 12VDC or 24VDC according to user needs(The maximum load is 1200W for 12v battery can carry,and the maximum load is 2400W for 24V battery can carry)

SOLAR INVERTER

SEP-4200H



KEY STRENGTHS

BMS · PURE SINE WAVE · World First · UPGRADED MPPT · Protection funtion · LCD · RGB LIGHTS · Simultaneous Power Supply · Automatic Restart · Cold Start

FEATURES

- Work at 2 different voltages : 12VDC or 24VDC. It can meet different loads needs of users
- Dual use on one inverter--World's first creation in 2025
- According to the requirements of load,the input voltage range of utility grid can be selected
- Solar energy and utility grid can power loads at the same time
- Automatic restart function when mains power is restored
- The intelligent charging design of battery makes the battery more fully utilized
- Cold start function
- Pure sine wave output inverter
- According to the battery requirements, the charging current can be set through LCD
- AC input is compatible with mains and generator
- Overload/Overtemperature/ short circuit protection
- RGB lights (optional)

SUMRY

MODEL	SEP-4200H	
Battery Voltage	12V	24V
Rated output power	2300VA/2300W	4200VA/4200W
Input	230VAC	
Voltage	170~280VAC(For Personal Computers)	
Selectable Voltage Range	90~280VAC(For Home Appliances)	
FrequencyRange	50Hz/60Hz(Auto Sensing)	
OUTPUT		
AC Voltage Regulation(Batt.Mode)	230VAC ±5%	
Surge Power	4600W	8400W
Effciency(peak)Battery to INV	94%	
Transfer Time	10ms(For Personal Computers);20ms(For Home Appliances)	
BATTERY&AC CHARGE		
Battery Voltage	12V	24V
Floating Charge Voltage	13.5V	27VDC
Overcharge Protection	16 Vdc	32Vdc
Maximum Charge Current	100A	
SOLAR CHARGE		
Maximum PV Array Power	4000W	
MPPT Range @Operating Voltage	55~500VDC	
Maximum PV Array Open Circuit Voltage	500VDC	
Maximum Charge Current	100A	
PHYSICAL		
Dimension D*W*H(mm)	480*400*200	
Net Weight(kgs)	8.0	
Communication interface	RS485/RS232/ BMS/WIFI Bluetooth	
OPERATING ENVIRONMENT		
Humidity	5%to 95%RelativeHumidity(Non~ condensing)	
Operating Temperature	-20℃~55℃	
Storage Temperature	-20℃~60℃	

DUAL USE ON ONE INVERTER

SEP4200H is working at 2 voltages and carrying different loads

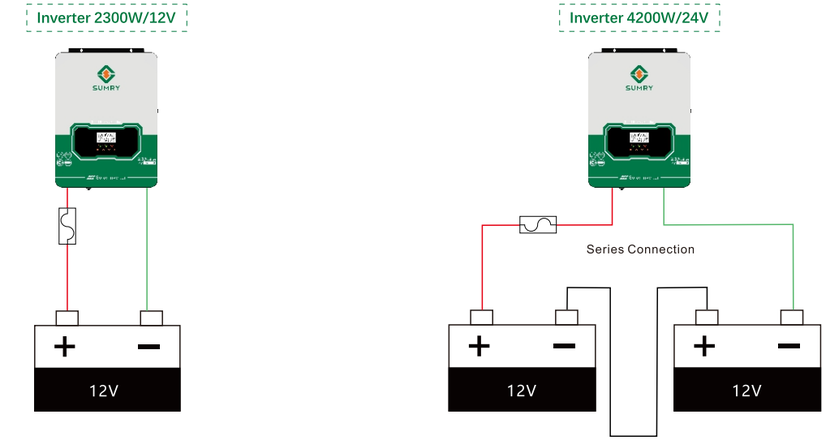

Freely match 12VDC or 24VDC according to user needs(The maximum load is 2300W for 12v battery can carry, and the maximum load is 4200W for 24V battery can carry)

SOLAR INVERTER

SEP-4200 PRO



KEY STRENGTHS

BMS · PURE SINE WAVE · World First · UPGRADED MPPT · Protection funtion · LCD · RGB LIGHTS · Simultaneous Power Supply · Automatic Restart · Cold Start

FEATURES

- Work at 2 different voltages : 12VDC or 24VDC. It can meet different loads needs of users
- Dual use on one inverter--World's first creation in 2025
- According to the requirements of load,the input voltage range of utility grid can be selected
- Solar energy and utility grid can power loads at the same time
- Automatic restart function when mains power is restored
- The intelligent charging design of battery makes the battery more fully utilized
- Grid connection function
- Lithium battery activation function
- Cold start function
- Pure sine wave output inverter
- According to the battery requirements, the charging current can be set through LCD
- AC input is compatible with mains and generator
- Overload/Overtemperature/ short circuit protection
- RGB lights (optional)
- Machines can work without batteries
- Intelligent speed regulation of fan

SUMRY

MODEL	SEP-4200 PRO	
Battery Voltage	12V	24V
Rated output power	2300VA/2300W	4200VA/4200W
Input	230VAC	
Voltage	170~280VAC(For Personal Computers)	
Selectable Voltage Range	90~280VAC(For Home Appliances)	
FrequencyRange	50Hz/60Hz(Auto Sensing)	
OUTPUT		
AC Voltage Regulation(Batt.Mode)	230VAC ±5%	
Surge Power	4600W	8400W
Effciency(peak)Battery to INV	94%	
TransferTime	10ms(For Personal Computers);20ms(For Home Appliances)	
BATTERY&AC CHARGE		
Battery Voltage	12V	24V
Floating Charge Voltage	13.5V	27VDC
Overcharge Protection	16 Vdc	32Vdc
Maximum Charge Current	100A	
SOLAR CHARGE		
Maximum PV Array Power	6000W	
MPPT Range@Operating Voltage	55~500VDC	
Maximum PV Array Open Circuit Voltage	500VDC	
Maximum Charge Current	100A	
PHYSICAL		
DimensionD*W*H(mm)	480*400*200	
Net Weight(kgs)	8.0	
Communication interface	RS485/RS232/ BMS/WIFI Bluetooth	
OPERATING ENVIRONMENT		
Humidity	5%to 95%RelativeHumidity(Non~ condensing)	
Operating Temperature	-20℃~55℃	
Storage Temperature	-20℃~60℃	

DUAL USE ON ONE INVERTER

SEP4200 PRO is working at 2 voltages and carrying different loads

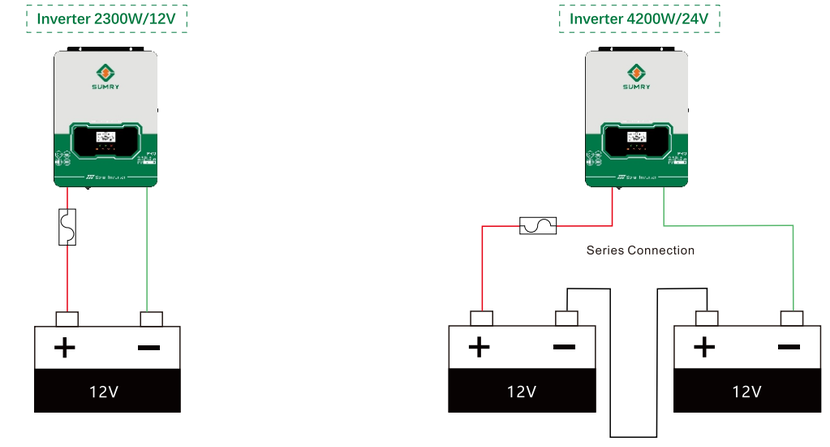

Freely match 12VDC or 24VDC according to user needs(The maximum load is 2300W for 12v battery can carry, and the maximum load is 4200W for 24V battery can carry)

SOLAR INVERTER

SCE SERIES



KEY STRENGTHS



FEATURES

- Pure sine wave solar inverter
- Build in high efficiency MPPT solar controller
- Dual MPPT solar controller for different groups solar panel
- Build in feedback detection current sensor
- Fast islanding response ensures security
- Can work in on/off grid mode
- Wide PV input voltage range:60-500VDC
- LCD display all information on one interface
- Communication interface for WIfI
- Easy to replace dust screen design

MODEL	SCE3604K5SG2	SCE3606K5SG2	SCE36010K0SG2
Phase		**Single-phase**	
Rated Output Power	4.5KW/4.5KVA	6.5KW/6.5KVA	10KW/10KVA
PV MODE			
Number of MPPT	1	2	2
Maximum PV Input Power	6000W	6000W+6000W	6000W+6000W
Maximum PV Input Current	18A	18A+18A	
PV Array Maximum Open Circuit Voltage	500VDC		
PV Input Voltage Range	60-500VDC		
Start Up Voltage	120VDC		
Nominal DC Voltage	360VDC		
MPPT Trackers Efficiency	>99.5%		
LINE MODE			
Phase	Single-phase		
Voltage	230VAC		
Input Voltage Range	90-280VAC		
Input Frequency Range	40-65Hz		
Maximum Input Current	30A	30A	45A
Input Power Factor	>0.99		
Input THDi	<5%		
PROTECTION			
Full Protection	Overload,short circuit,over-temperature,over-current,anti-islanding protection		
PHYSICAL			
Dimension H*W*D(mm)	315*225*103	335*245*103	
Net Weight(kgs)	4.1	4.5	4.9
Gross Weight(kgs)	4.8	5.2	5.6
IP Protection	IP20		
INTERFACE			
Communication Port	RS-232		
ENVIRONMENT			
Humidity	<95%RH(Non-condensing)		
Operating Temperature	-10℃ to 55℃		

OVERVIEW

◆ 4.5KW



1. AC Input
2. AC Output
3. PV Input
4. RS232/Wifi

◆ 6.5KW/10KW



1. AC Input
2. AC Output
3. PV 1
4. PV 2
5. RS232/Wifi

SOLAR INVERTER

SGE SERIES



KEY STRENGTHS

95% Max.Efficiency · Wi-Fi Standard configuration · Intelligent noise reduction Quieter · Inputs 2 Outputs · Dual PV · Dual communication · DUSTPROOF · WORKS WITH AND WITHOUT BATTERY · Utility/PV self-start · WIRELESS UPGRADE No network needed · MPPT MPPT Controller

FEATURES

- ✓Pure sine wave solar inverter
- ✓Can work in on/off grid mode
- ✓One-key restoration to factory Settings
- ✓<20ms Uninterrupted Power Switching
- ✓Supports lead-acid & lithium batteries
- ✓Built-in WiFi and Bluetooth module (optional)
- ✓Built-in clock supports AC charging time and utility load time setting
- ✓Built-in Lithium battery automatic activation
- ✓RGB lamp displays inverter status via different colors (optional)
- ✓Supports local upgrade and online upgrade
- ✓Supports parallel expansion for capacity upgrade (optional)
- ✓Separate AC output ports for main load and non-critical load
- ✓Separate AC input ports for utility and generator
- ✓Overload/ Over temperature/ short circuit protection
- ✓It can work with or without batteries
- ✓RS485 is used to communicate with BMS



SUMRY

MODEL	SGE244K5SH2(ES)	SGE486K5SH2(ES)	SGE486K5SH2	SGE489K0SH2	SGE4812K0SH2
PHOTOVOLTAIC PV INPUT					
Maximum PV input power	6KW	8.5KW	10KW	12KW	14.5KW
Maximum PV input current	24A			18A+18A	
MPPT Quantity	1			1+1	
PV input voltage range	120-480VDC				
Startup voltage	120VDC				
Recommended MPPT voltage	360VDC				
Maximum Conversion Efficiency	97%	97.3%		97.5%	
MPPT Maximum Efficiency	99.5%				
BATTERY MODE					
Battery mode output power	4.5KW	6.5KW		9KW	12KW
Battery input range	20-30(VDC)	40-60(VDC)			
Rated battery voltage	25.6VDC	51.2VDC			
Battery discharge power and charging current	160A	140A		190A	230A
Lithium battery communication	RS485			RS485; CAN	
Lithium battery Protocol	Standard protocols: PACE, Pylontech; Supports dedicated charging profile for lithium batteries.				
Battery charge/discharge efficiency	95%	95.2%		95.5%	
AC GRID-TIED & BYPASS					
Rated grid-connected power	4.5KW	6.5KW		9KW	12KW
Rated/Maximum Grid-connected Current	19.6A/22.5A	28.5A/32.5A		39.2A/45A	52A/60A
Grid-connected voltage/frequency range	184~253Vac;47.5-51.5Hz,57-62Hz				
Input voltage range	Single-phase; 90 - 280Vac (wide range);170 - 280Vac (narrow range selectable)				
Input frequency range	40-65(Hz)				
Mains power startup voltage	120Vac				
Maximum input AC power	5.8KW	8.5KW		12KW	14.5KW
Maximum input AC current	32A	40A		55A	65A
Conversion time	<20 ms				
Power factor	>0.99(Fully loaded);>0.9(Half-load loaded)				
GENERATOR AC PARAMETERS					
Rated input power	4.5KW	6.5KW		9KW	12KW
Rated input current	19.6A	28.5A		39.2A	52A
Input method	Single-phase				
Input voltage range	170~280Vac				
Input frequency range	40~65(Hz)				
OFF-GRID COMMUNICATION MODE					
Off-grid rated output power	4.5KW	6.5KW		9KW	12KW
Output voltage	Single-phase;220/230/240±5(Vac)				
Output frequency	50/60±0.1(Hz)				
Dual-output	The second load start/stop: user-definable battery voltage thresholds and time intervals				
Output current peak coefficient	1:3				
Direct current component	<200mV				
COMMUNICATION FUNCTION					
Parallel operation	Not supported		Supports up to 9 units		
WIFI/Host Computer	external WiFi module(optional)		Built-in Wi-Fi + Bluetooth module,RS232		
Human-machine interface	LCD 2.5-inch		LCD 4.3-inch		
Dry connection point	Start the generator and you can set the battery voltage point for starting.				
Anti-backflow	External CT interface (optional)				
PROTECTION FUNCTION					
Overload protection	1s@≥150% load;30s@125% ~150% load;60s@110%~125% load;				
Output short-circuit protection	Five power frequency cycles				
Inverter output low voltage protection	160Vac				
Protection Function	Island protection/Over-temperature/Short-circuit/Fan-fault				
GENERAL DATA					
Dimension,D*W*H(mm)	390*310*105			465*355*114	
Package Dimension,D*W*H(mm)	465*380*180			555*436*190	
Net weight/Gross weight (kg)	8.6/9.5			12.1/13.6	
Battery-free mode	Compatible with lithium battery activation and battery-free operation				
Protection level	IP20				
Noise	Under rated power conditions, < 50dB(ambient temperature 45℃) During night with light load, < 40dB(ambient temperature 25℃)				
Electromagnetic Compatibility	IEC-61000-6-1/2/3/4, EN55011,EN62920				
Safety regulations	IEC/EN-62109-1,IEC/EN-62109-2				
Operating Temperature Range	-20~65℃(45℃ derating,60℃ Half load)				
Relative Humidity	5~95%(surfaceno condensation)				
Altitude	0-2000M				

SOLAR INVERTER

SGE PLUS SERIES (UPS)



KEY STRENGTHS

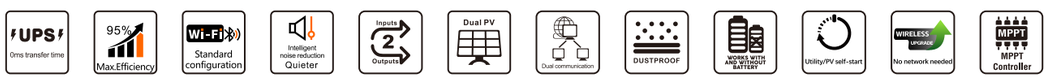

FEATURES

- ✓Pure sine wave solar inverter
- ✓Can work in on/off grid mode
- ✓One-key restoration to factory Settings
- ✓0ms Uninterrupted Power Switching
- ✓Supports lead-acid & lithium batteries
- ✓Built-in WiFi and Bluetooth module (optional)
- ✓Built-in clock supports AC charging time and utility load time setting
- ✓Built-in Lithium battery automatic activation
- ✓RGB lamp displays inverter status via different colors (optional)
- ✓Supports local upgrade and online upgrade
- ✓Supports parallel expansion for capacity upgrade (optional)
- ✓Separate AC output ports for main load and non-critical load
- ✓Separate AC input ports for utility and generator
- ✓Overload/ Over temperature/ short circuit protection
- ✓It can work with or without batteries
- ✓RS485 is used to communicate with BMS



SUMRY

MODEL	SGE486K5SH3	SGE489K0SH3	SGE4812K0SH3
PHOTOVOLTAIC PV INPUT			
Maximum PV input power	10KW	12KW	14.5KW
Maximum PV input current		18A+18A	
PV input voltage range		120-480VDC	
Startup voltage		120VDC	
Recommended MPPT voltage		360VDC	
Maximum Conversion Efficiency	97.3%	97.5%	
MPPT Maximum Efficiency		99.5%	
BATTERY MODE			
Battery mode output power	6.5KW	9KW	12KW
Battery input range		40-60(VDC)	
Rated battery voltage		51.2VDC	
Battery discharge power and charging current	140A	190A	230A
Lithium battery communication		RS485; CAN	
Battery charge/discharge efficiency	95.2%	95.5%	
UPS MODE			
Output power	6.5KW	9KW	12KW
Input voltage		120-280Vac	
Output voltage		220/230±5(Vac)	
Transfer time		0ms	
AC GRID-TIED & BYPASS			
Rated grid-connected power	6.5KW	9KW	12KW
Rated/Maximum Grid-connected Current	28.5A/32.5A	39.2A/45A	52A/60A
Grid-connected voltage/frequency range		184~253Vac;47.5-51.5Hz,57-62Hz	
Input voltage range		Single-phase; 90 - 280Vac (wide range);170 - 280Vac (narrow range selectable)	
Maximum input AC power	8.5KW	12KW	14.5KW
Maximum input AC current	40A	55A	65A
Power factor		>0.99(Fully loaded);>0.9(Half-load loaded)	
GENERATOR AC PARAMETERS			
Rated input power	6.5KW	9KW	12KW
Rated input current	28.5A	39.2A	52A
Input method		Single-phase	
Input voltage range		170-280Vac	
Input frequency range		40~65(Hz)	
OFF-GRID COMMUNICATION MODE			
Off-grid rated output power	6.5KW	9KW	12KW
Output voltage		Single-phase;220/230/240±5(Vac)	
Output frequency		50/60±0.1(Hz)	
Dual-output		The second load start/stop: user-definable battery voltage thresholds and time intervals	
Output current peak coefficient		1:3	
Direct current component		<200mV	
COMMUNICATION FUNCTION			
Parallel operation		Supports up to 9 units	
WIFI/Host Computer		Built-in Wi-Fi + Bluetooth module,RS232	
Human-machine interface		LCD 4.3-inch	
Dry connection point		Start the generator and you can set the battery voltage point for starting.	
Anti-backflow		External CT interface (optional)	
PROTECTION FUNCTION			
Overload protection		1s@≥150% load;30s@125% ~150% load;60s@110%~125% load;	
Output short-circuit protection		Five power frequency cycles	
Inverter output low voltage protection		160Vac	
Protection Function		Island protection/Over-temperature/Short-circuit/Fan-fault	
GENERAL DATA			
Dimension,D*W*H(mm)	420*370*105	500*430*135	
Package Dimension,D*W*H(mm)	500*440*180	590*520*200	
Net weight/Gross weight (kg)	10.3/11.8	16/18.4	
Battery-free mode		Compatible with lithium battery activation and battery-free operation	
Protection level		IP20	
Noise		Under rated power conditions, < 50dB(ambient temperature 45℃) During night with light load, < 40dB(ambient temperature 25℃)	
Electromagnetic Compatibility		IEC-61000-6-1/2/3/4, EN55011,EN62920	
Safety regulations		IEC/EN-62109-1,IEC/EN-62109-2	
Operating Temperature Range		-20~65℃(45℃ derating,60℃ Half load)	
Relative Humidity		5~95%(surfaceno condensation)	
Altitude		0-2000M	

SOLAR INVERTER

SGM SERIES



KEY STRENGTHS

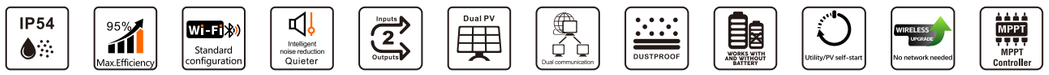

FEATURES

- ✓Pure sine wave solar inverter
- ✓Can work in on/off grid mode
- ✓One-key restoration to factory Settings
- ✓<20ms Uninterrupted Power Switching
- ✓Supports lead-acid & lithium batteries
- ✓Built-in WiFi and Bluetooth module
- ✓Built-in clock supports AC charging time and utility load time setting
- ✓Built-in Lithium battery automatic activation
- ✓RGB lamp displays inverter status via different colors (optional)
- ✓Supports local upgrade and online upgrade
- ✓Supports parallel expansion for capacity upgrade
- ✓Separate AC output ports for main load and non-critical load
- ✓Separate AC input ports for utility and generator
- ✓Overload/ Over temperature/ short circuit protection
- ✓It can work with or without batteries
- ✓RS485 is used to communicate with BMS

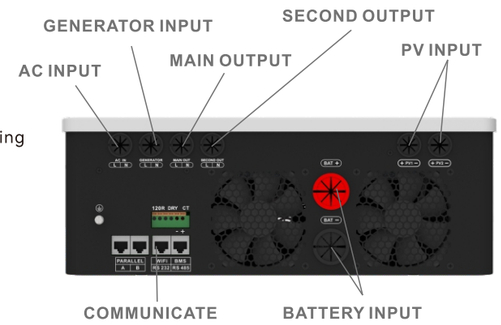

SUMRY

MODEL	SGM486K5SH2	SGM489K0SH2	SGM4812K0SH2	SGM4814K0SH2	SGM4816K0SH2
PHOTOVOLTAIC PV INPUT					
Maximum PV input power	10KW	12KW	14.5KW	18KW	21KW
Maximum PV input current		18A+18A		26A+26A	32A+32A
MPPT Quantity			1+1		
PV input voltage range			120-480VDC		
Startup voltage			120VDC		
Recommended MPPT voltage			360VDC		
Maximum Conversion Efficiency			97.5%		
MPPT Maximum Efficiency			99.5%		
BATTERY MODE					
Battery mode output power	6.5KW	9KW	12KW	14KW	16KW
Battery input range			40-60(VDC)		
Rated battery voltage			51.2VDC		
Battery discharge power and charging current	140A	190A	230A	270A	310A
Lithium battery communication			RS485; CAN		
Lithium battery Protocol			Standard protocols: PACE, Pylontech; Supports dedicated charging profile for lithium batteries.		
Battery charge/discharge efficiency			95.5%		95.6%
AC GRID-TIED & BYPASS					
Rated grid-connected power	6.5KW	9KW	12KW	14KW	16KW
Rated/Maximum Grid-connected Current	28.5A/32.5A	39.2A/45A	52A/60A	61A/70A	69.5A/80A
Grid-connected voltage/frequency range			184~253Vac;47.5-51.5Hz,57-62Hz		
Input voltage range			Single-phase; 90 - 280Vac (wide range);170 - 280Vac (narrow range selectable)		
Input frequency range			40-65(Hz)		
Mains power startup voltage			120Vac		
Maximum input AC power	8.5KW	12KW	14.5KW	18KW	21KW
Maximum input AC current	40A	55A	65A	90A	100A
Conversion time			< 20 ms		
Power factor			>0.99(Fully loaded);>0.9(Half-load loaded)		
GENERATOR AC PARAMETERS					
Rated input power	6.5KW	9KW	12KW	14KW	16KW
Rated input current	28.5A	39.2A	52A	61A	69.5A
Input method			Single-phase		
Input voltage range			170~280Vac		
Input frequency range			40~65(Hz)		
OFF-GRID COMMUNICATION MODE					
Off-grid rated output power	6.5KW	9KW	12KW	14KW	16KW
Output voltage			Single-phase;220/230/240±5(Vac)		
Output frequency			50/60±0.1(Hz)		
Dual-output			The second load start/stop: user-definable battery voltage thresholds and time intervals		
Output current peak coefficient			1:3		
Direct current component			<200mV		
COMMUNICATION FUNCTION					
Parallel operation			Supports up to 9 units		
WIFI/Host Computer			Built-in Wi-Fi + Bluetooth module,RS232		
Human-machine interface			4.3-inch color Touchscreen		
Dry connection point			Start the generator and you can set the battery voltage point for starting.		
Anti-backflow			External CT interface (optional)		
PROTECTION FUNCTION					
Overload protection			1s@≥150% load;30s@125% ~150% load;60s@110%~125% load;		
Output short-circuit protection			Five power frequency cycles		
Inverter output low voltage protection			160Vac		
Protection Function			Island protection/Over-temperature/Short-circuit/Fan-fault		
GENERAL DATA					
Dimension,D*W*H(mm)	430*335*134	498*385*144		595*465*164	
Package Dimension,D*W*H(mm)	512*404*210	588*465*215		704*558*244	
Net weight/Gross weight (kg)	10.6/11.9	14.5/16.2		25.8/28.5	
Battery-free mode			Compatible with lithium battery activation and battery-free operation		
Protection level			IP54		
Noise			Under rated power conditions, < 50dB(ambient temperature 45℃) During night with light load, < 40dB(ambient temperature 25℃)		
Electromagnetic Compatibility			IEC-61000-6-1/2/3/4, EN55011,EN62920		
Safety regulations			IEC/EN-62109-1,IEC/EN-62109-2		
Operating Temperature Range			-20~65℃(45℃ derating,60℃ Half load)		
Relative Humidity			5~95%(surfaceno condensation)		
Altitude			0-2000M		

SOLAR INVERTER

SGP SERIES



KEY STRENGTHS



FEATURES

- ✓Pure sine wave solar inverter
- ✓Can work in on/off grid mode
- ✓One-key restoration to factory Settings
- ✓<20ms Uninterrupted Power Switching
- ✓Supports lead-acid & lithium batteries
- ✓Built-in WiFi and Bluetooth module (optional)
- ✓Built-in clock supports AC charging time and utility load time setting
- ✓Built-in Lithium battery automatic activation
- ✓RGB lamp displays inverter status via different colors (optional)
- ✓Supports local upgrade and online upgrade
- ✓Supports parallel expansion for capacity upgrade (optional)
- ✓Separate AC output ports for main load and non-critical load
- ✓Separate AC input ports for utility and generator
- ✓Overload/ Over temperature/ short circuit protection
- ✓It can work with or without batteries
- ✓RS485 is used to communicate with BMS

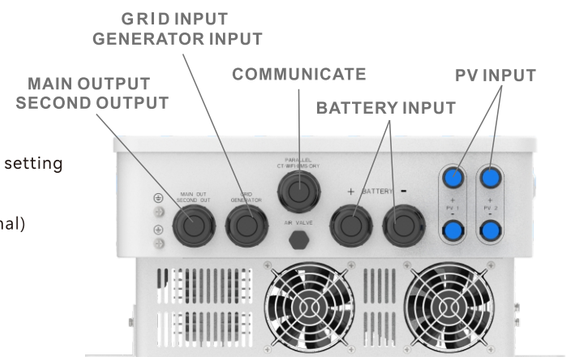

SUMRY

MODEL	SGP486K5SH2-ES	SGP486K5SH2	SGP489K0SH2	SGP4812K0SH2
PHOTOVOLTAIC PV INPUT				
Maximum PV input power	8.5KW	10KW	12KW	16KW
Maximum PV input current	24A	18A+18A		24A+24A
MPPT Quantity	1	1+1		
PV input voltage range	120-480VDC			
Startup voltage	120VDC			
Recommended MPPT voltage	360VDC			
Maximum Conversion Efficiency	97%	97.3%	97.5%	
MPPT Maximum Efficiency	99.5%			
BATTERY MODE				
Battery mode output power	6.5KW		9KW	12KW
Battery input range	40-60(VDC)			
Rated battery voltage	51.2VDC			
Battery discharge power and charging current	140A		190A	230A
Lithium battery communication	RS485	RS485; CAN		
Lithium battery Protocol	Standard protocols: PACE, Pylontech; Supports dedicated charging profile for lithium batteries.			
Battery charge/discharge efficiency	95.2%		95.5%	
AC GRID-TIED & BYPASS				
Rated grid-connected power	6.5KW		9KW	12KW
Rated/Maximum Grid-connected Current	28.5A/32.5A		39.2A/45A	52A/60A
Grid-connected voltage/frequency range	184~253Vac;47.5-51.5Hz,57-62Hz			
Input voltage range	Single-phase; 90 - 280Vac (wide range);170 - 280Vac (narrow range selectable)			
Input frequency range	40-65(Hz)			
Mains power startup voltage	120Vac			
Maximum input AC power	8.5KW		12KW	14.5KW
Maximum input AC current	40A		55A	65A
Conversion time	< 20 ms			
Power factor	>0.99(Fully loaded);>0.9(Half-load loaded)			
GENERATOR AC PARAMETERS				
Rated input power	6.5KW		9KW	12KW
Rated input current	28.5A		39.2A	52A
Input method	Single-phase			
Input voltage range	170~280Vac			
Input frequency range	40~65(Hz)			
OFF-GRID COMMUNICATION MODE				
Off-grid rated output power	6.5KW		9KW	12KW
Output voltage	Single-phase;220/230/240±5(Vac)			
Output frequency	50/60±0.1(Hz)			
Dual-output	The second load start/stop: user-definable battery voltage thresholds and time intervals			
Output current peak coefficient	1:3			
Direct current component	<200mV			
COMMUNICATION FUNCTION				
Parallel operation	Not supported	Supports up to 9 units		
WIFI/Host Computer	external WiFi module(optional)	Built-in Wi-Fi + Bluetooth module,RS232		
Human-machine interface	4.3-inch color LCD	4.3-inch color Touchscreen		
Dry connection point	Start the generator and you can set the battery voltage point for starting.			
Anti-backflow	External CT interface (optional)			
PROTECTION FUNCTION				
Overload protection	1s@≥150% load;30s@125% ~150% load;60s@110%~125% load;			
Output short-circuit protection	Five power frequency cycles			
Inverter output low voltage protection	160Vac			
Protection Function	Island protection/Over-temperature/Short-circuit/Fan-fault			
GENERAL DATA				
Dimension,D*W*H(mm)	501*361*188		586*396*193	
Package Dimension,D*W*H(mm)	605*450*290		690*490*290	
Net weight/Gross weight (kg)	16.8/20.1		24.1/26.5	
Battery-free mode	Compatible with lithium battery activation and battery-free operation			
Protection level	IP66			
Noise	Under rated power conditions, < 45dB(ambient temperature 45℃) During night with light load, < 40dB(ambient temperature 25℃)			
Electromagnetic Compatibility	IEC-61000-6-1/2/3/4, EN55011,EN62920			
Safety regulations	IEC/EN-62109-1,IEC/EN-62109-2			
Operating Temperature Range	-20~65℃(45℃ derating)			
Relative Humidity	5~95%			
Altitude	0-2000M			

SOLAR INVERTER

SGP SERIES



KEY STRENGTHS

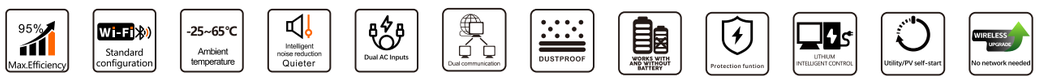

FEATURES

- High Efficiency & Smaller: Inverter/charging efficiency up to 96% (mainstream ⩽93%), 30% smaller, low heat for longer life
- Smart Dual Outputs: Manages critical and general loads; custom 2nd output switch time & power-off voltage
- Smart Lithium Battery Mgmt: Activates protected batteries; adjusts charging curve by power to optimize charging
- Parallel Operation: Up to 6 units parallel; compatible with 3-phase/single-phase
- Smart Noise Control: Long-life fan (35-45dB); balances heat dissipation & quietness
- Standard broken-code LCD (current standard); optional 4.3-inch capacitive touch display
- Dustproof net: replaceable, washable; humanized cleaning cycle reminder
- Supports wireless upgrade (no network needed) for personalized customization
- Utility/PV self-start: Auto-starts when utility/PV connected (no manual restart after low-voltage battery shutdown)
- Recommended altitude ⩽2000m (derated use at 2000m)
- Dual-CPU control, dual safety protection, built-in Gateway network module
- AC dual-input: One for mains power, one for generator dedicated interface
- Microgrid anti-backflow (optional): External CT + current sensor enables self-consumption, reducing wiring work
- Battery-Free Operation: Works with PV or mains power
- The optional WIFI module,support links SUNRAY Cloud for anytime/anywhere energy management & monitoring
- Bluetooth Direct Connect: Check device status via phone without network
- Standard 2 independent PV inputs; each MPPT tracking efficiency >99.5%
- Battery communication: customizable protocol; supports RS485/CAN, lithium/lead-acid batteries
- Optimal operating temp: 25℃; max: 65℃ (derated above 45℃)
- Smart fan control: reduces noise/air intake, extends dustproof net & device service life
- Max noise <45dB; <40dB at night

SUMRY

MODEL	SGP4816K0TH2	SGP4818K0TH2
PHOTOVOLTAIC PV INPUT		
Maximum PV input power	24kw	27kw
Maximum PV input current	18A+18A+18A	18A+18A+18A
MPPT Quantity	1+1+1	1+1+1
PV input voltage range	150-1000 (VDC)	
Startup voltage	160 (VDC)	
Recommended MPPT voltage	600VDC(Open circuit voltage (Voc) 800 V)	
Maximum Conversion Efficiency	98%	
MPPT Maximum Efficiency	99.5%	
BATTERY MODE		
Battery mode output power	16KW	18KW
Battery input range	40-60(VDC)	
Rated battery voltage	51.2VDC	
Battery discharge power and charging current	300A	330A
Lithium battery communication	RS485; CAN	
Lithium battery Protocol	Standard protocols: PACE, Pylontech; Supports dedicated charging profile for lithium batteries.	
Battery charge/discharge efficiency	96%	
AC GRID-TIED & BYPASS		
Rated grid-connected power	16KW	18KW
Rated/Maximum Grid-connected Current	26.8A	30A
Grid-connected voltage/frequency range	184~253Vac;47.5-51.5Hz,57-62Hz	
Input voltage range	Three phase,205-240/357-417（Vac）	
Input frequency range	40-65(Hz)	
Mains power startup voltage	120Vac	
Maximum input AC power	24KW	27KW
Maximum input AC current	30.3A	34.6A
Conversion time	＜20 ms	
Power factor	>0.99(Fully loaded);＞0.9(Half-load loaded)	
GENERATOR AC PARAMETERS		
Rated input power	16KW	18KW
Rated input current	26.8A	30A
Input method	Three phase	
Input voltage range	205-240/357-417（Vac）	
Input frequency range	40~65(Hz)	
OFF-GRID COMMUNICATION MODE		
Off-grid rated output power	16KW	18KW
Output voltage	Three phase,230/400（Vac）	
Output frequency	50/60±0.1(Hz)	
Dual-output	The second load start/stop: user-definable battery voltage thresholds and time intervals	
Output current peak coefficient	1:3	
Direct current component	＜200mV	
COMMUNICATION FUNCTION		
Parallel operation	Supports up to 6 units	
WIFI/Host Computer	Built-in Wi-Fi + Bluetooth module,RS232	
Human-machine interface	LCD 4.3-inch	
Dry connection point	Start the generator and you can set the battery voltage point for starting.	
Anti-backflow	External CT interface (optional)	
PROTECTION FUNCTION		
Overload protection	1s@≥150% load;30s@125% ~150% load;60s@110%~125% load;	
Output short-circuit protection	Five power frequency cycles	
Inverter output low voltage protection	160Vac	
Protection Function	Island protection/Over-temperature/Short-circuit/Fan-fault	
GENERAL DATA		
Dimension,D*W*H(mm)	680*446*265； 715*478*265（With connectors and PV switches）	
Package Dimension,D*W*H(mm)	780*555*352	
Net weight/Gross weight (kg)	47kg	48kg
Battery-free mode	Compatible with lithium battery activation and battery-free operation	
Protection level	IP66	
Noise	Under rated power conditions, < 50dB(ambient temperature 45℃) During night with light load, < 40dB(ambient temperature 25℃)	
Electromagnetic Compatibility	IEC-61000-6-1/2/3/4, EN55011,EN62920	
Safety regulations	IEC/EN-62109-1,IEC/EN-62109-2	
Operating Temperature Range	-20~65℃(45℃ derating,60℃ Half load)	
Relative Humidity	5~95%(surfaceno condensation)	
Altitude	0-2000M	

WiFi Module



FEATURES

- Supports Wi-Fi 802.11b/g/n wireless standards
- Equipped with BL602 chip as the core processor, supporting Wi-Fi 802.11b/g/n protocol and BLE 5.0 protocol
- Bl602 chip has a built-in low-power 32-bit RISC CPU and 276KB RAM
- Bluetooth Low Energy 5.0 and Bluetooth Mesh supported
- Supports RS232-to-Wi-Fi data transmission, with adaptive baud rates of 2400, 4800 and 9600
- Enables photovoltaic energy data upload, remote device management, and local data monitoring via Bluetooth-connected APP for users
- Wide power supply range: 5-15Vdc, 300mA peak

APP INTERFACE

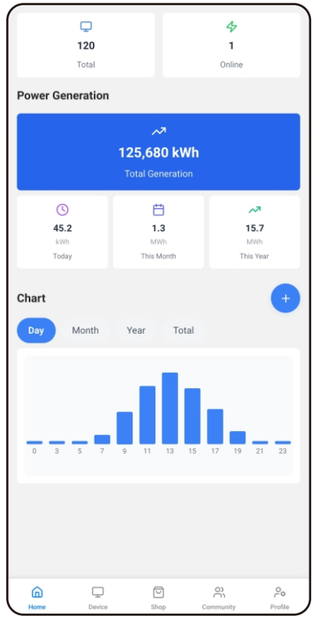

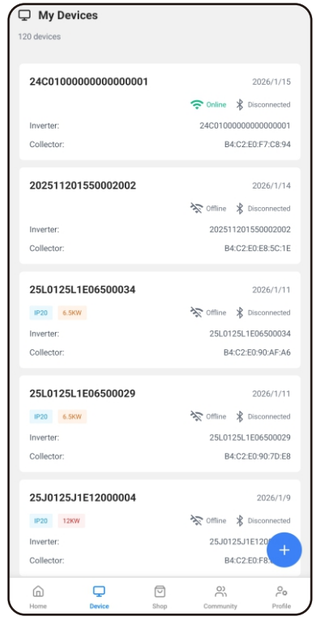

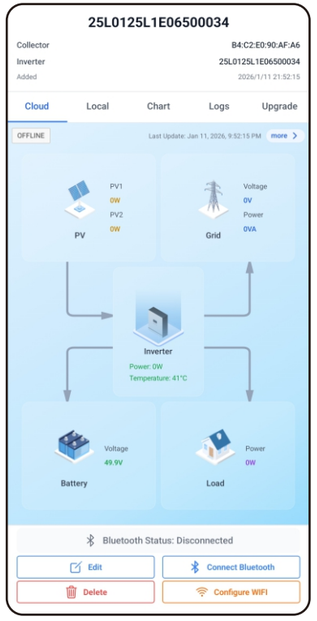

www.sumry-cloud.com
Operations Management Platform

Available on the App Store | GET IT ON Google Play

MODEL	Wi-Fi PLUG-SR01
Dimension	67.6*22*12.2mm
Antenna Type	On-board Antenna
Frequency Range	2400-2484.5MHz
Operating Temperature	-25~ 65℃
Storage Temperature	-25~ 85℃
Power Supply Range	5~15Vdc，300mAmax
Supported Interfaces	RS232，Wi-Fi，Bluetooth
Serial Port Speed	2400，4800，9600bps
Security	WPS/WEP/WPA/WPA2 Personal/WPA2 Enterprise/WPA3